

CHECKLIST ON ENTRY OF INTERNATIONAL STUDENTS TO MALAYSIA (NEW PKP UKM STUDENTS)

	ITEM / DETAILS	REMARKS
--	----------------	---------

1 VAL APPLICATION

Refer to your application at <https://visa.educationmalaysia.gov.my/emgs/application/searchForm/>

Click on the red bar -



Check application issues

Are there any issues with your VAL application? If yes, please resolve the issues by submitting the required documents.

2a IDENTIFY YOUR CATEGORY : VAL EXPIRED

Students who have obtained the eVAL but expired due to MCO will show this in the Application Progress History:

Date	Status	Remark
11/01/2021	Application Completed	Your application has been completed due to lack of required action(s) from your institution. To find out more about the reason(s), please contact your institution.
17/03/2020	Pending Submission of the Student's Passport	EMGS is awaiting the submission of your passport to process your Student Pass.

Please submit the eVAL extension request at <http://bit.ly/HESAeVALextension>, only if you:

- intend to start your VAL approval process immediately
- plan to travel to Malaysia within the approved VAL 6-month validity period (passport must be submitted before VAL expiry date). Earliest date of entry date to Malaysia is 14 days (according to mandatory quarantine period) before semester commencement /reporting date
- have a passport that has at least 18 months validity upon arrival in Malaysia.

Fill in VAL extension request

Passport validity 18 months

If you plan to remain in your home country, kindly confirm with your Faculty on whether your classes will be conducted fully online or requires face-to-face sessions. If your classes are online, you may delay the submission and submit it at least 3 months before you plan to travel to Malaysia.

Monitor application issues

Note : Please monitor your application status, because EMGS may also request for additional documents such as declarations (see item 2b below).

2b IDENTIFY YOUR CATEGORY : PENDING VAL APPROVAL

Students who have submitted application for eVAL but is yet to be approved will show this in the Application Issues:

Issue	Status	Remark
Supporting Document	Open	<p>1) Please note that the institute is required to submit a declaration to EMGS stating that the student has started his/her course through online classes or submit a new offer letter if the student has not started his/her course through online classes in order for us to proceed with the submission of this application to the Immigration Department for their approval. The declaration template is available for download through STARS.</p> <p>2) Please note that the institute is required to submit a declaration to EMGS stating the student's accommodation address after completing his/her mandatory quarantine period in order for us to proceed with the submission of this application to the Immigration Department for their approval. The declaration template is available for download through STARS.</p>

CHECKLIST ON ENTRY OF INTERNATIONAL STUDENTS TO MALAYSIA (NEW PKP UKM STUDENTS)

ITEM / DETAILS

REMARKS

Please submit both declarations only if you :

- intend to start your VAL approval process immediately
- plan to travel to Malaysia within the approved VAL validity period (passport must be submitted before VAL expiry date). Earliest date of entry date to Malaysia is 14 days (according to mandatory quarantine period) before semester commencement / reporting date.
- have a passport that has at least 18 months validity upon arrival in Malaysia

Passport validity
18 months

If your answer is yes to all of the above, please submit the 2 declarations as follows:

- **'Declaration of Accommodation'** <https://bit.ly/HESADeclareAccommodation> (Any declarations with incomplete address or address in home country will not be accepted)
- **'Declaration for Commencement of Online Classes'** <http://bit.ly/HESADeclareOnlineClasses>

Fill in 2
Declarations –
Accommodation
and online class

If you plan to remain in your home country, kindly confirm with your Faculty on whether your classes will be conducted fully online or requires face-to-face sessions. If your classes are online, you may delay the submission and submit it at least 3 months before you plan to travel to Malaysia. Ensure ample time is given as we may need to reopen your EMGS application, just in case it is closed due to non-submission of declaration (subject to EMGS' discretion – see item 2c below).

Monitor
application
issues

2c IDENTIFY YOUR CATEGORY : **EMGS APPLICATION CLOSED (PENDING VAL APPROVAL)**

Students with Pending VAL approval status, however their application has been closed (100% percentage) will show this in the Application Progress History :

Date	Status	Remark
03/06/2021	Application closed	Your Student Pass application has been closed. Kindly refer to your institution for further information.
11/02/2021	Pending additional document(s) from the institution	The processing of your Visa Approval Letter (VAL) application is on hold as the Immigration Department requires additional document(s) from the institution. Kindly refer to your institution for further information.

Please submit both declarations only if you :

- intend to start your VAL approval process immediately
- plan to travel to Malaysia within the approved VAL validity period (passport must be submitted before VAL expiry date). Earliest date of entry date to Malaysia is 14 days (according to mandatory quarantine period) before semester commencement / reporting date
- have a passport that has at least 18 months validity upon arrival in Malaysia

Passport validity
18 months

If your answer is yes to all of the above, please submit the 2 declarations and document as follows:

- **'Declaration of Accommodation'** <https://bit.ly/HESADeclareAccommodation> (Any declarations with incomplete address or address in home country will not be accepted)
- **'Declaration for Commencement of Online Classes'**
<http://bit.ly/HESADeclareOnlineClasses>
- Upload **New Health Declaration Form** <https://bit.ly/HESAAddDocs>

Fill in 2
Declarations –
Accommodation
and online class

Upload new HDF

If you plan to remain in your home country, kindly confirm with your Faculty on whether your classes will be conducted fully online or requires face-to-face sessions. If your classes are online, you may delay the submission and submit it at least 3 months before you plan to travel to Malaysia. Ensure ample time is given as PKP will need to reopen your EMGS application.

Monitor
application
issues

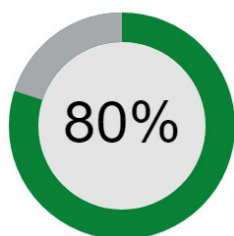
CHECKLIST ON ENTRY OF INTERNATIONAL STUDENTS TO MALAYSIA (NEW PKP UKM STUDENTS)

ITEM / DETAILS

REMARKS

3 VAL APPROVAL

Once the VAL is approved, the application will show the information below:



Summary

Full Name: YOUR NAME

Travel Document Number: YOUR PASSPORT NUMBER

Application Number: E70XXXXXXX / 70XXXXXXX

Application Type: New

Application Status: Pending Submission of the Student's Passport

Travel Authorisation Letter: [Download](#) Approval to travel to Malaysia

EMGS Approval Letter: [Download](#) Approval to register for online classes

eVAL: [Download](#) Approval for Student Pass issuance

Arrival Guide to Malaysia: [Download](#)

Note: Currently, the International Student Arrival Centre (ISAC) is only available at the Kuala Lumpur International Airport (KLIA).

Date	Status	Remark
11/01/2021	Pending Submission of the Student's Passport	EMGS is awaiting the submission of your passport to process your Student Pass.

Download all approvals, and we recommend you to print a few copies for verification purposes at the Embassy / Airport / Quarantine Station / PKP UKM etc.

Download all approvals issued in EMGS website

Note on yellow labels :

- Travel Authorisation Letter – issued by Department of Immigration Malaysia
- EMGS Approval Letter – issued by EMGS
- eVAL – issued by Department of Immigration Malaysia


4 SELECTING DATES TO TRAVEL TO MALAYSIA

Depending on your registration status, you may book your flight as below :

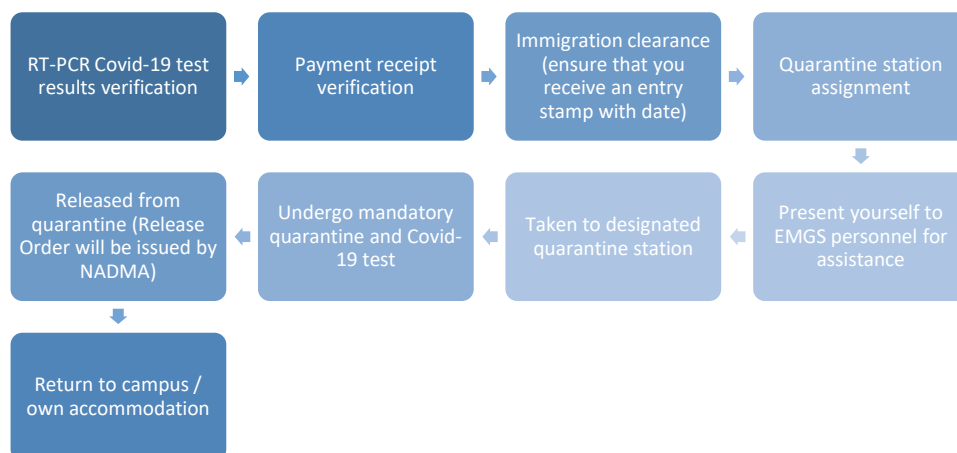
Student status is active and registered in UKM system	<p>May proceed to book flight and travel to Malaysia starting 1 March 2021, with conditions below :</p> <ul style="list-style-type: none"> • Accommodation is finalized • Flight date within VAL and SEV validity • Take into consideration the processing time for SEV (see checklist item 5) and pre-arrival COVID-19 test 										
Not registered as UKM student	<p>May proceed to book flight date earliest 14 days (according to mandatory quarantine period) before semester commencement / reporting date, for example :</p> <table border="1"> <thead> <tr> <th>Reporting date</th> <th>Earliest date to arrive in Malaysia</th> </tr> </thead> <tbody> <tr> <td>21 September 2021</td> <td>7 September 2021</td> </tr> <tr> <td>3 October 2021</td> <td>19 September 2021</td> </tr> <tr> <td>8 October 2021</td> <td>24 September 2021</td> </tr> <tr> <td>20 October 2021</td> <td>6 October 2021</td> </tr> </tbody> </table> <p>Please do not book earlier flights because this may affect your student pass issuance and additional cost on Special Pass (if required).</p>	Reporting date	Earliest date to arrive in Malaysia	21 September 2021	7 September 2021	3 October 2021	19 September 2021	8 October 2021	24 September 2021	20 October 2021	6 October 2021
Reporting date	Earliest date to arrive in Malaysia										
21 September 2021	7 September 2021										
3 October 2021	19 September 2021										
8 October 2021	24 September 2021										
20 October 2021	6 October 2021										

Book flight

CHECKLIST ON ENTRY OF INTERNATIONAL STUDENTS TO MALAYSIA (NEW PKP UKM STUDENTS)

ITEM / DETAILS		REMARKS
PRE-DEPARTURE ARRANGEMENTS		
5	Students from countries that requires Single-Entry Visa (SEV) to enter Malaysia are required to submit their SEV application to the nearest Malaysian Mission office. List of Malaysian missions abroad can be found at https://www.kln.gov.my/web/guest/malaysian-mission .	<input type="checkbox"/> Obtain SEV from Malaysian Embassy (if applicable)
6	Undergo the RT-PCR Covid-19 Test three (3) days before travelling to Malaysia . The RT-PCR Covid-19 test result must be translated in <u>ENGLISH</u> so that the respective authorities in Malaysia can inspect it.	<input type="checkbox"/> Undergo RT-PCR Covid-19 test
7	Students to complete the online payment for the quarantine and the COVID-19 Screening Test through MySafeTravel (www.safetravel.myeg.com.my) / MyQr application by MyEG (www.myeg.gov.my) and provide the payment slip at the international entry point upon arrival. <i>Estimated costs (subject to change) : RM4,020 (7 days) / RM4,470 (10 days) / RM5,200 (14 days) / RM6,250 (21 days)</i>	<input type="checkbox"/> Online payment for quarantine costs
8	 Students are required to download the MySejahtera app from the iOS App Store, Google Play Store or Huawei AppGallery and complete all the required information three (3) days prior to the arrival date.	<input type="checkbox"/> Install MySejahtera app
9	Travel to Malaysia on flight date. We highly recommend students to seek more information on quarantine tips such as the Malaysian Quarantine Support Group (MQSG) Facebook page.	<input type="checkbox"/> Travel day
10	ARRIVAL & QUARANTINE PROCESS	
	Prepare all documents for verification at the entry point / quarantine station:	
	1. eVAL	<input type="checkbox"/>
	2. SEV/eVISA (if applicable)	<input type="checkbox"/>
	3. EMGS Travel Authorisation	<input type="checkbox"/>
	4. Pre-arrival RT-PCR Covid-19 test results	<input type="checkbox"/>
	5. Payment receipt for quarantine cost and post-arrival Covid-19 Screening Test	<input type="checkbox"/>

11 The flow of arrival process is as below (subject to change):



During your quarantine period, you will undergo a Covid-19 test. If your result shows as negative, you will be given a release order and PKP will arrange for transportation arrangements. However, if your result is positive, Ministry of Health (MOH) guidelines will apply.

CHECKLIST ON ENTRY OF INTERNATIONAL STUDENTS TO MALAYSIA (NEW PKP UKM STUDENTS)

ITEM / DETAILS	REMARKS
<p>12 Once you arrive in your Quarantine Station, please submit your quarantine information by completing an online form at http://bit.ly/QuarantineInformation .</p> <p>If your result is positive, please update us on your health condition, quarantine / hospital location and your expected release date once you have recovered.</p> <p>Pick up services from the Quarantine Station will cost RM100 per student, and will be chargeable to your UKM student account. <i>Please refer to https://www.ukm.my/portal/circular/ - Circular Of Centre For Academic Management Num 23/2020 : Guideline For Admission of International Students During And Post Movement Control Order Universiti Kebangsaan Malaysia (para. 3, page 6).</i></p>	<input type="checkbox"/> Provide quarantine details to HESA
POST - QUARANTINE AND STUDENT PASS STICKER ISSUANCE	
13 Proceed to hostel / own accommodation as submitted in Declaration of Accommodation	<input type="checkbox"/>
14 Undergo medical screening at UKM Health Centre.	<input type="checkbox"/> Medical screening
<p>15 Register and activate student status online. Ensure these documents have already been uploaded in eSPEED (if status is not registered yet) or SMPWeb / SMPE (if status is already registered):</p> <ul style="list-style-type: none"> a) Front page passport <input type="checkbox"/> b) EMGS Approval Letter <input type="checkbox"/> c) Visa Approval Letter (eVAL) <input type="checkbox"/> d) Medical report with certification from UKM Health Centre <input type="checkbox"/> e) Single Entry Visa (SEV) / Visa-on-arrival (VOA) / eVISA <input type="checkbox"/> f) Entry stamp <input type="checkbox"/> g) Personal Bond receipt <input type="checkbox"/> <p><i>(please contact admissionpkp@ukm.edu.my for further assistance on registration matters).</i></p>	
<p>16 Bring these documents (hard copy) to PKP on your reporting date :</p> <ul style="list-style-type: none"> a) Academic documents verification – Admission Unit, Level 2: <ul style="list-style-type: none"> i. <u>Original</u> certificates and transcripts <input type="checkbox"/> b) Student Pass sticker processing – HESA counter, Level 1 (ground floor): <ul style="list-style-type: none"> i. Passport <input type="checkbox"/> ii. Original copy of eVISA (if applicable) <input type="checkbox"/> iii. Medical report <input type="checkbox"/> iv. Certification by Examining Doctor from UKM Health Centre <input type="checkbox"/> v. Copy of Personal Bond payment receipt (it is important that you keep the original receipt for refund purposes when you cancel your student pass) <input type="checkbox"/> 	
17 Collect your documents (passport can be collected 1 working day after status is 100%. For iKad and insurance card, students will be notified by email for collection. Please show email notification at counter)	<input type="checkbox"/>

- end -

Kindly be informed that all information in this checklist is subject to change. Please refer to the websites below for regular updates :

1. <https://www.ukm.my/pkp/visa-and-student-pass/>
2. <https://www.ukm.my/pkp/news/updates-on-international-student-visa-student-pass-during-movement-control-order-mco-period/>
3. <https://educationmalaysia.gov.my/>