

CHECKLIST ON ENTRY OF INTERNATIONAL STUDENTS TO MALAYSIA (RETURNING PKP UKM STUDENTS)

ITEM / DETAILS

REMARKS

1 TRAVEL AUTHORISATION CRITERIA FOR RETURNING STUDENTS

Students who fulfil these criteria will be allowed to return to Malaysia :

| | |
|-------------------------------|--|
| Current student status : | active and registered |
| Proposed flight ticket date : | recommended date - at least 1 month after submitting Travel Authorisation form |
| Student pass expiry date : | minimum 1 month validity left on student pass upon arrival in Malaysia; or if the student pass have expired during MCO period, renewal status in EMGS is "50% : request for student passport") |
| Insurance validity : | minimum 1 month validity left; or if the insurance have expired, insurance top-up/extension must be submitted to EMGS before applying for Travel Authorisation |

Check criteria on Travel Authorisation verification

2 PROPOSED FLIGHT DATE

Email hesapkp@ukm.edu.my on your flight date options together with the details above. Once your flight date is considered suitable to travel, you may proceed to apply and inform us on your application. Please immediately notify HESA if there are any changes to your flight.

Consult HESA on flight date

3 APPLY FOR TRAVEL AUTHORISATION

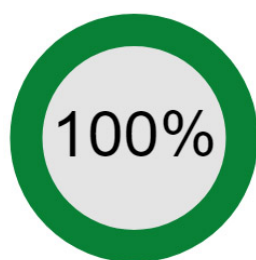
- Apply for Travel Authorisation at <https://visa.educationmalaysia.gov.my/>.
- Email hesapkp@ukm.edu.my on your application for our verification in EMGS system.
- Continue to monitor the application status.

Apply travel authorisation online

Email HESA for verification

4 TRAVEL AUTHORISATION APPROVAL

Once the travel authorisation is approved, the application will show the information below:



Summary

Full Name: YOUR NAME
Travel Document Number: PASSPORT NUMBER
Application Number: TExXXXXXXXX
Application Type: Travel Authorisation
Application Status: Travel Authorisation Approved
Travel Authorisation Letter: [Download](#)


IMPORTANT: Kindly read the explanation below to understand the percentage.

| Date | Status | Remark |
|------------|-------------------------------|--|
| 11/01/2021 | Travel Authorisation Approved | Congratulations, your Travel Authorisation application has been Approved and the approval letter is now ready for download |

Download the travel authorisation, and we recommend you to print a few copies for verification purposes at the Embassy / Airport / Quarantine Station / PKP UKM etc.

Download all approvals issued in EMGS website

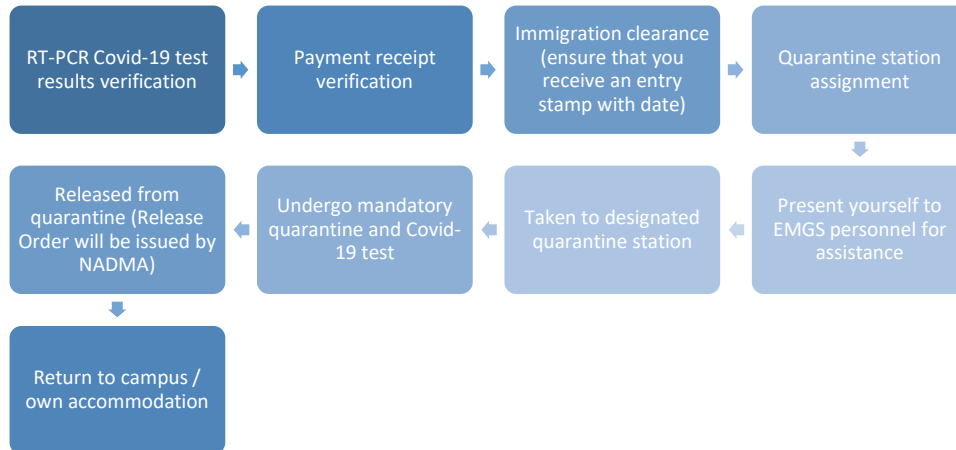
CHECKLIST ON ENTRY OF INTERNATIONAL STUDENTS TO MALAYSIA (RETURNING PKP UKM STUDENTS)

| | ITEM / DETAILS | REMARKS |
|----|---|--|
| | OBTAIN TRAVEL NOTICE FROM MALAYSIAN EMBASSY | |
| 5 | <p>Download, fill and sign the Letter of Undertaking and Indemnity (LOU) and obtain the travel notice from the nearest Malaysian Mission office. This form is available for download on the following link below:-</p> <p>https://visa.educationmalaysia.gov.my/guidelines/travel-authorisation-form-base.html (Please refer to Question 6 – Point 1).</p> <p><i>[Note : Dependent pass holders are still not allowed to enter Malaysia, therefore you are not required to fill in the 'Child' section. Please check EMGS website regularly for further updates.]</i></p> <p>List of Malaysian missions abroad can be found at https://www.kln.gov.my/web/guest/malaysian-mission</p> <p>Once the Malaysian Mission has approved your application to travel, you will receive a Letter of Approval / Permission to Perform Journey to Malaysia, which must be brought along when you depart to Malaysia. Ensure your flight date is within the period stated by the Embassy.</p> | <input type="checkbox"/> Submit LOU to Malaysian Embassy |
| 6 | <p>If your student pass have expired, please check with the Malaysian Embassy on the requirements of obtaining Single-Entry Visa (SEV) to enter Malaysia.</p> | <input type="checkbox"/> Obtain SEV from Malaysian Embassy (if applicable) |
| 7 | <p>Undergo the RT-PCR Covid-19 Test three (3) days before travelling to Malaysia. The RT-PCR Covid-19 test result must be translated in <u>ENGLISH</u> so that the respective authorities in Malaysia can inspect it.</p> | <input type="checkbox"/> Undergo RT-PCR Covid-19 test |
| 8 | <p>Students to complete the online payment for the quarantine and the COVID-19 Screening Test through MySafeTravel (www.safetravel.myeg.com.my) / MyQr application by MyEG (www.myeg.gov.my) and provide the payment slip at the international entry point upon arrival.</p> | <input type="checkbox"/> Online payment for quarantine costs |
| 9 | <div style="display: flex; align-items: center;">  <p>Students are required to download the MySejahtera app from the iOS App Store, Google Play Store or Huawei AppGallery and complete all the required information three (3) days prior to the arrival date.</p> </div> | <input type="checkbox"/> Install MySejahtera app |
| 10 | <p>Travel to Malaysia on flight date. We highly recommend students to seek more information on quarantine tips such as the Malaysia Quarantine Support Group (MQSG) Facebook page.</p> | <input type="checkbox"/> Travel day |
| | ARRIVAL & QUARANTINE PROCESS | |
| 11 | <p>Prepare all documents for verification at the entry point / quarantine station:</p> <ol style="list-style-type: none"> 1. eVAL 2. SEV (if applicable) 3. Travel Authorisation 4. Letter of Undertaking and Indemnity (LOU) 5. Travel Notice 6. Pre-arrival RT-PCR Covid-19 test results 7. Payment receipt for quarantine cost and post-arrival Covid-19 Screening Test | <input type="checkbox"/> <input type="checkbox"/> <input type="checkbox"/> <input type="checkbox"/> <input type="checkbox"/> <input type="checkbox"/> <input type="checkbox"/> |

CHECKLIST ON ENTRY OF INTERNATIONAL STUDENTS TO MALAYSIA (RETURNING PKP UKM STUDENTS)

| ITEM / DETAILS | REMARKS |
|----------------|---------|
|----------------|---------|

12 The flow of arrival process is as below (subject to change):



After completing mandatory quarantine, students are required to self-quarantine until day 14

During your quarantine period, you will undergo a Covid-19 test. If your result shows as negative, you will be given a release order and PKP will arrange for transportation arrangements. However, if your result is positive, Ministry of Health (MOH) guidelines will apply.

13 Once you arrive in your Quarantine Station, please update hesapkp@ukm.edu.my on your quarantine information by completing an online form at <http://bit.ly/QuarantineInformation>.

If your result is positive, please update us on your health condition, quarantine / hospital location and your expected release date once you have recovered.

Provide quarantine details to HESA

POST - QUARANTINE AND STUDENT PASS STICKER ISSUANCE

14 If your passport is pending submission to EMGS, please submit your passport to HESA counter no later than 15 days after your arrival.

Submit passport to HESA (if applicable)

- end -

Kindly be informed that all information in this checklist is subject to change. Please refer to the websites below for regular updates :

1. <https://www.ukm.my/pkp/visa-and-student-pass/>
2. <https://www.ukm.my/pkp/news/updates-on-international-student-visa-student-pass-during-movement-control-order-mco-period/>
3. <https://educationmalaysia.gov.my/>